

Maternal Health Program – Maternity Matters

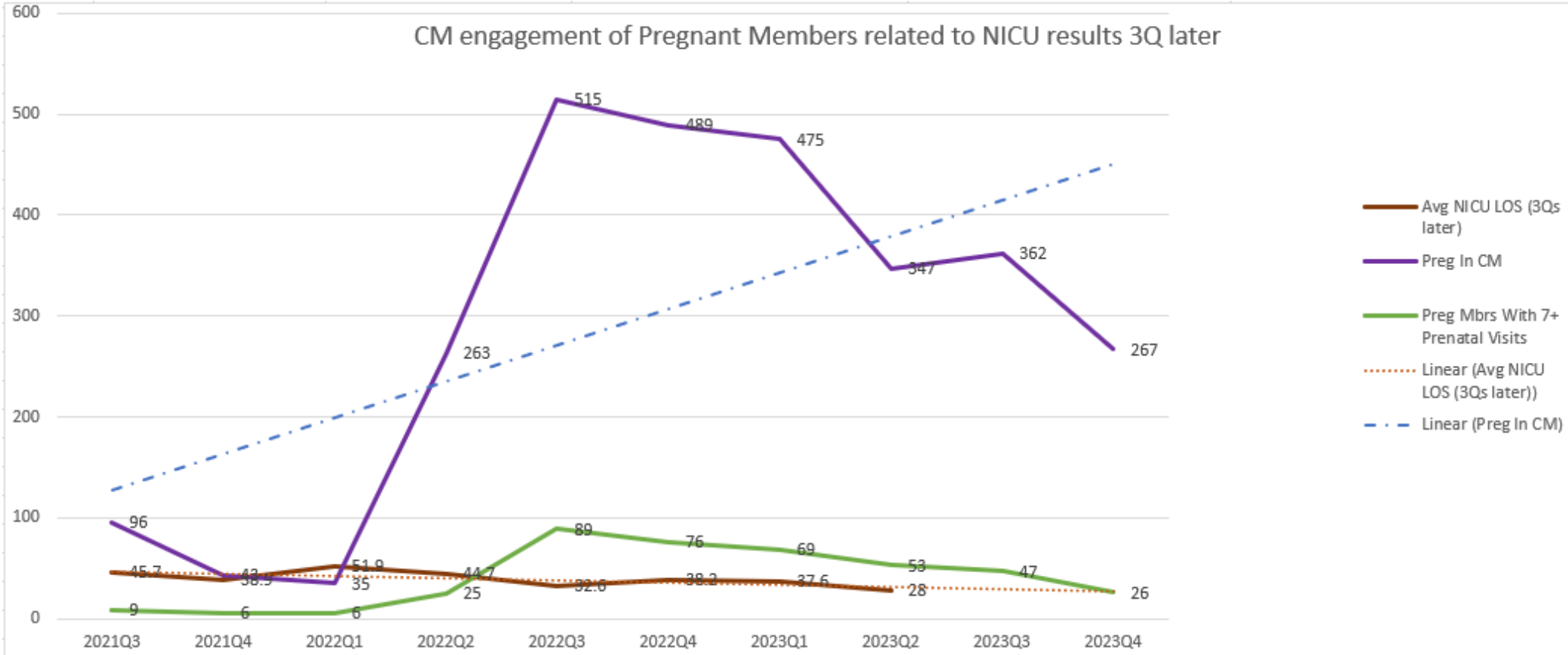
Jane Brown

CEO, Aetna Better Health of Kansas

June 24, 2024



Case Management of Pregnant members related to NICU- Results 3 quarters later



Case Management

Increase in Maternity Matters engagement beginning in Quarter 2, 2022 led to:

- Increase in prenatal visits
- Increase in case management enrollment post NICU discharge
- Decrease in NICU length of stay beginning in Quarter 4, 2022
- Decrease in NICU admissions
- Improvement in completing well-child visit within 90 days post NICU discharge
- Increase in SDOH identified needs post NICU discharge

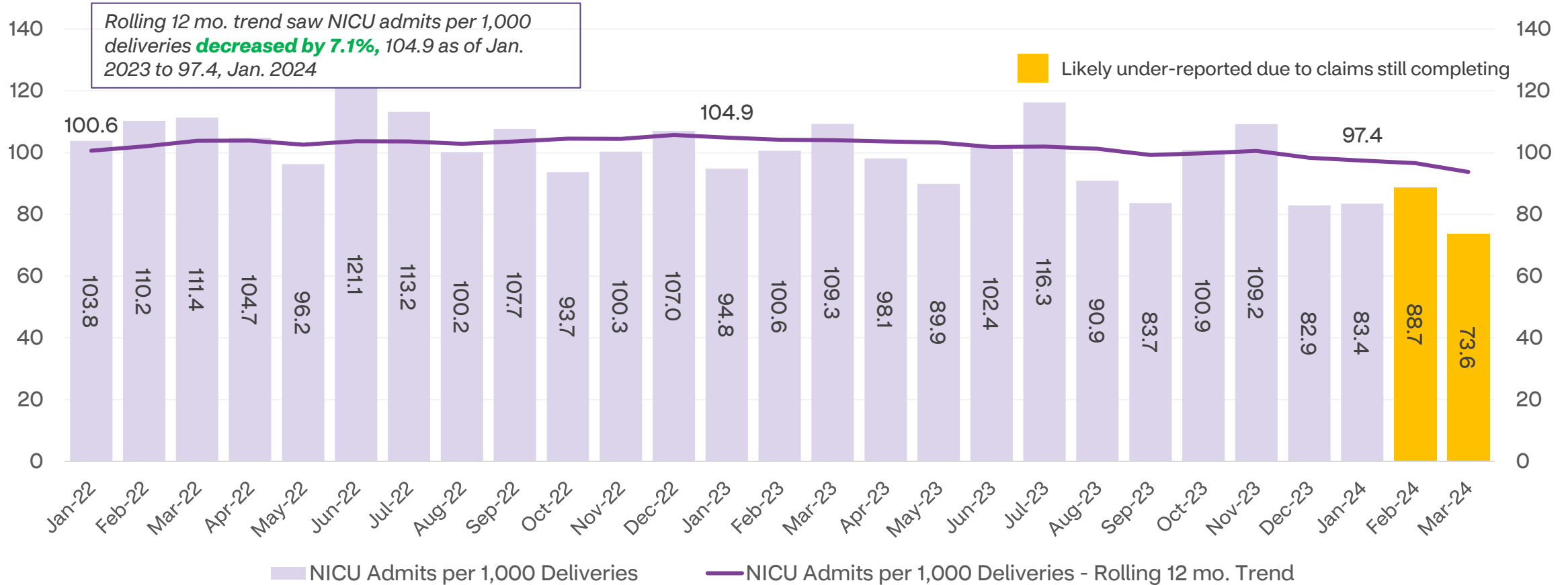
NICU Utilization Trends

Aetna Better Health of Kansas

ABH KS had 1,075 NICU admissions from Feb. 2022-Jan. 2023
 Following 12 mos., Feb. 2023-Jan. 2024, **ABH KS had an 18.0% decrease to 881 admits; 194 fewer admits**

NICU Admissions per 1,000 Deliveries - by Month & Rolling 12 mo. Trend

Aetna Better Health Kansas

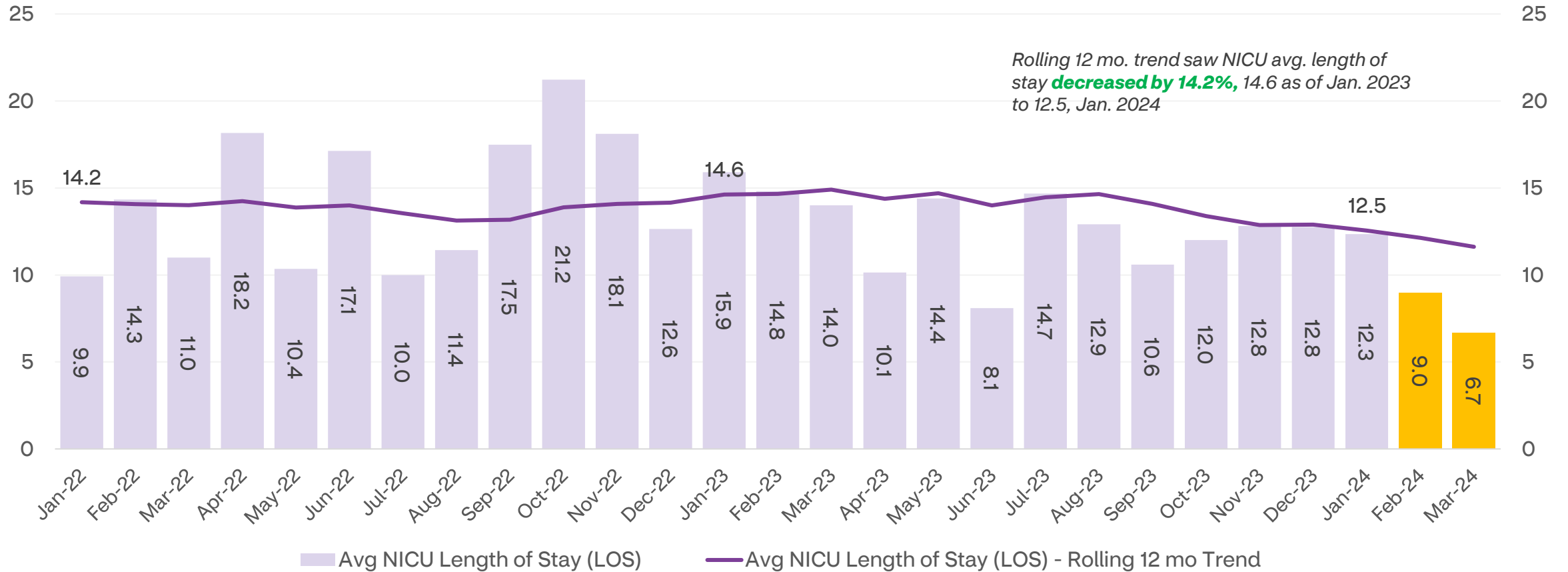


NICU Average Length of Stay Trends

Aetna Better Health of Kansas

■ Likely under-reported due to claims still completing

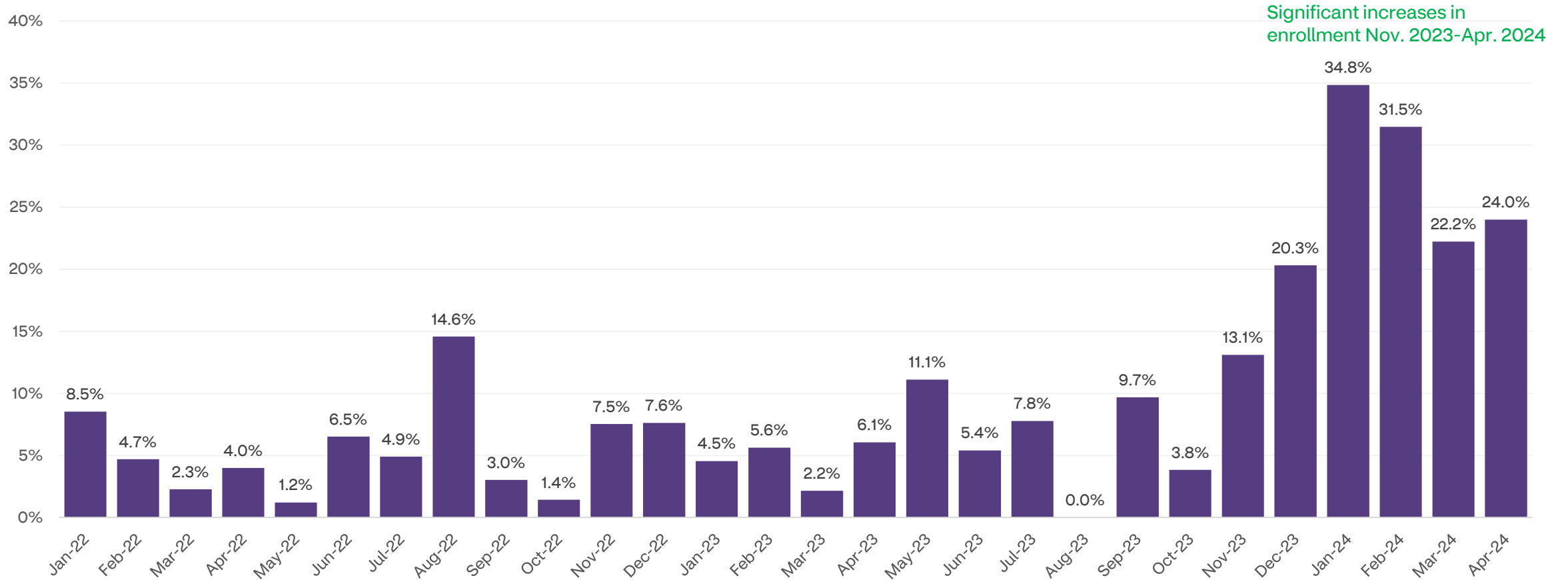
NICU Average Length of Stay (# of Days) - by Month & Rolling 12 mo. Trend
Aetna Better Health Kansas



Care Mgmt. Enrollment Post-discharge from NICU

Aetna Better Health of Kansas

% NICU Admissions with Care Mgmt. Enrollment Post-discharge (within 60 days)
Aetna Better Health Kansas



Completing Well Child Visit within 90 days Post-NICU discharge

Aetna Better Health of Kansas

Admits Between
Oct. 2023-Mar. 2024

% of Members Completing a Well Child Visit within 90 Days

NICU Length of Stay	Enrolled in Care Mgmt. Post-Discharge	NOT Enrolled in Care Mgmt.
1 – 2 days	100.0% (n = 1)	89.7% (n = 29)
3 – 7 days	95.8% ↑ (n = 24)	85.0% (n = 180)
8 – 30 days	87.8% (n = 41)	94.0% (n = 84)
31+ days	100.0% ↑ (n = 11)	52.4% (n = 21)
Overall	92.2% ↑ (n = 77)	85.7% (n = 314)

Social Determinant of Health Needs Identified Post-NICU discharge

Aetna Better Health of Kansas

Admits Between
Oct. 2023-Mar. 2024

% of Members with an SDoH Need Identified

NICU Length of Stay	% of Members with an SDoH Need Identified	
	Enrolled in Care Mgmt. Post-Discharge	NOT Enrolled in Care Mgmt.
1 – 2 days	0.0% (n = 1)	0.0% (n = 29)
3 – 7 days	4.2% (n = 24)	4.4% (n = 180)
8 – 30 days	12.2% ↑ (n = 41)	10.7% (n = 84)
31+ days	9.1% ↑ (n = 11)	0.0% (n = 21)
Overall	9.1% ↑ (n = 77)	5.4% (n = 314)