A black and white photograph of a woman and a young child. The woman is on the left, looking slightly to the right with a neutral expression. The child is on the right, smiling and looking towards the camera. They are both inside a wicker basket. The image is framed by several concentric circles in shades of purple and red. The text is overlaid on the left side of the image.

**WE SEE PEOPLE
IN OUR COMMUNITY
STRUGGLING.
WE BELIEVE POVERTY
IS THE ROOT CAUSE,
AND WE NEED
OUR ENTIRE COMMUNITY,
ESPECIALLY THOSE
EXPERIENCING IT,
TO HELP US SOLVE IT.**



**JOIN A MOVEMENT TO
END POVERTY FOR ALL!**

WHAT ARE THE OUTCOMES?

LIVES ARE FOREVER CHANGED FOR BOTH OUR FAMILIES EXPERIENCING POVERTY AND OUR MIDDLE CLASS FRIENDS.

This is a process, but it is working. We have multiple Core families who have journeyed completely out of poverty.

- Income at or above 200% of the Federal Poverty Guidelines
- Home ownership
- Debt reduction and resolution
- Marriages
- Student loans out of default
- Degrees earned
- Careers obtained
- Families articulating they no longer live under the toxic stress of poverty
- Lives and generations forever changed



WHAT DOES IT LOOK LIKE

Core Community is a weekly evening program.

5:30 P.M.

We start each week serving a family-style meal to our families and volunteers.

6:15 P.M.

Our families' children go to childcare where they experience fun activities with caring adult volunteers.

6:15 P.M.

Our adult participants join together to share their lives and grow together through various curriculums and programming.

AT THE HEART, WE ARE CREATING A SAFE PLACE OF UNCONDITIONAL LOVE AND NON-JUDGMENT. IN THE SAFETY OF OUR COMMUNITY, ALL WHO COME TO THE TABLE ARE CHANGED FOREVER.



WHAT IS CORE COMMUNITY?

Core Community is about healing lives, solving poverty, and empowering communities for greatness through relationships.

Poverty overwhelms individuals, families, communities, and institutions.

The experience of poverty is often painful and full of a sense of powerlessness and isolation.

We have worked for years now to create a safe space for families experiencing poverty to emerge and begin to claim the lives they deserve. We don't want to alleviate poverty or reduce it, we want to solve it. That is our heart. From years of experience, we also know families in poverty are the most generous among us. They are problem solvers and they have much to offer the larger community if we create a space at the table for them to do so.

Often, people do not spend time in social settings with people who are not like them. We know that if that does not change, then nothing changes. Core Community is about bringing families experiencing poverty to a safe place where their voices are heard. They are treated with honor and dignity as they begin to unpack what poverty is like where they live. They help us actively create solutions to get people out of poverty— including themselves.

WE DON'T WANT TO ALLEVIATE POVERTY OR REDUCE IT, WE WANT TO SOLVE IT.

The Core Community Process



ENGAGING

Phase 1 is a 20 week class called "Getting Ahead in a Just-Gettin'-By World."



CONNECTING

Phase 2 is connecting families with middle class community members.



RELATIONAL

Families are with us 2-5 years. We're solving poverty through loving relationships.

WHAT IS POVERTY?

Poverty is defined as “anywhere a person lacks resource.”
In Core Community, we identify Eleven Resources where a person can be impoverished or rich:

- Financial
- Emotional
- Mental
- Spiritual
- Physical
- Language
- Social Capital
- Integrity & Trust
- Relationships/Role Models
- Knowledge of Middle Class Rules
- Motivation & Persistence

Ruby Payne, *A Framework for Understanding Poverty*, Pg 8

OUR WEEKLY PROGRAM FOCUSES ON HELPING INDIVIDUALS AND FAMILIES BUILD ALL ELEVEN RESOURCES. IT IS NOT A FINANCIAL PROGRAM. IT DOES LOOK AT FINANCES, BUT IS WHOLISTIC IN ITS APPROACH.

**THERE'S
A PLACE
FOR YOU**

That building a resilient and collaborative community to heal trauma and solve poverty can change lives.

WE BELIEVE:

That working together can make a difference.

That trauma and poverty are community issues that we can no longer ignore.

HOW CAN I GET INVOLVED?

CORE LEADERS

Core Leaders are brave families experiencing poverty who join us to lead the community in healing this complex and sensitive issue. The first step is a 20 week commitment.

CORE FRIENDS

Core Friends are middle and upper income people who commit one night a month for 18 months befriending someone who is working their way out of poverty.

CORE VOLUNTEERS

- **Meals:** Groups (Church, City Council, Hospital) willing to prepare & serve a meal one or two times a year or once a quarter.
- **Childcare** helpers who occasionally or weekly come to play with children as their parents work on their goals and the program.
- **Financial support** to pay for the minimal staff who work to make the project happen each week.
- **A sponsoring location** who will adopt us as a part of their mission & host our weekly program.

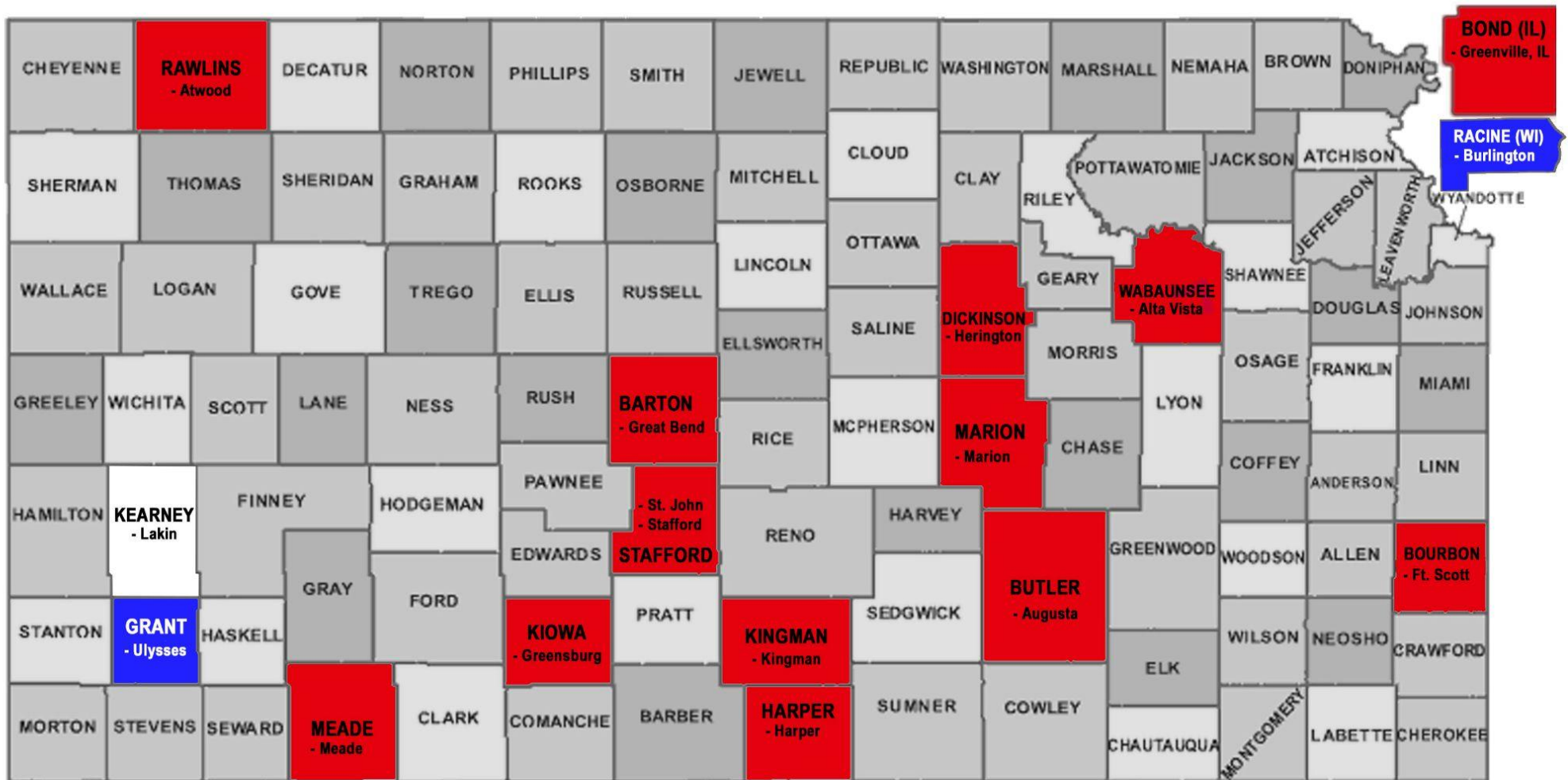


Core Community is a ministry of Youth Core Ministries. Learn more at youthcoreministries.org/cc



CORE community

SITE PHASES



© 2017 WaterproofPaper.com

BLUE = Raising Funds | **RED** = Active Program

As of 1/2/2024

Current Results

13 Active Sites

- 488 graduates
- 558 kids impacted

97
adults out
of poverty

70
children out
of poverty

167
TOTAL



Increased
Annual Combined
Income by 500 Participants*
\$4,629,750



Decreased Annual
Welfare Assistance
\$249,888

Data compiled from 2015 through December 2023

**Includes a few non-grad wins. Out of poverty is defined as 200% of poverty level as stated in the year of achievement.*

79% of graduate stabilize

71% increase income

20% out of poverty



Cumulative Data 2015 - October 2023

LOCATION	GRADUATES	CHILDREN	MONTHLY INCOME INCREASE AS GROUP	DEBT REDUCTION AS GROUP	OUT OF POVERTY
KIOWA COUNTY	56	46	\$52,218	\$141,130	24
BARTON COUNTY	67	74	\$50,686	\$288,763	27
STAFFORD	44	66	\$36,909	\$76,557	9
ST. JOHN	33	22	\$29,515	\$77,403	9
PAWNEE COUNTY	14	19	\$5,926	NA	3
KINGMAN COUNTY	46	45	\$21,195	\$111,448	11
AUGUSTA	37	63	\$30,959	\$166,577	13
HERINGTON	39	51	\$41,135	\$201,863	32
RAWLINS COUNTY	20	23	\$10,583	\$73,955	1
BOND COUNTY, IL	35	35	\$30,409	\$171,577	14
MEADE COUNTY	16	9	\$3,929	\$12,750	1
MARION COUNTY	19	12	\$16,243	\$84,919	2
HARPER COUNTY	39	48	\$31,564	\$133,825	20
EMPORIA	18	25	\$13,933	\$51,223	2
TOTALS	483	538	\$375,205	\$1,591,990	168

TOTAL ANNUAL INCOME INCREASE: \$4,502,455 Updated 10.13..23

**Includes data from 22 non-graduates who credit their successes to their time in the program.
Out of poverty is defined as 200% of the federal poverty guideline in the year of that achievement.*

The Core Community Process

AT A GLANCE

Breaking the cycle of generational poverty through healing and empowerment by building community relationships.



ENGAGING

Phase 1 is a 20 week class called "Getting Ahead in a Just Getting by World."



CONNECTING

Phase 2 is connecting families with middle class community members.



RELATIONAL

Families are with us 2 to 5 years. We're solving poverty through loving relationships.

2023 Poverty Guidelines: 48 Contiguous States *

Household/ Family Size	100%	125%	135%	150%	175%	185%	200%
1	\$14,580	\$18,225	\$19,683	\$21,870	\$25,515	\$26,973	\$29,160
2	\$19,720	\$24,650	\$26,622	\$29,580	\$34,510	\$36,482	\$39,440
3	\$24,860	\$31,075	\$33,561	\$37,290	\$43,505	\$45,991	\$49,720
4	\$30,000	\$37,500	\$40,500	\$45,000	\$52,500	\$55,500	\$60,000
5	\$35,140	\$43,925	\$47,439	\$52,710	\$61,495	\$65,009	\$70,280
6	\$40,280	\$50,350	\$54,378	\$60,420	\$70,490	\$74,518	\$80,560
7	\$45,420	\$56,775	\$61,317	\$68,130	\$79,485	\$84,027	\$90,840
8	\$50,560	\$63,200	\$68,256	\$75,840	\$88,480	\$93,536	\$101,120
9	\$55,700	\$69,625	\$75,195	\$83,550	\$97,475	\$103,045	\$111,400
10	\$60,840	\$76,050	\$82,134	\$91,260	\$106,470	\$112,554	\$121,680

* Does not include Alaska & Hawaii

It takes 2 to 5 years on average for an individual or family to walk out of poverty in a project like this. We define leaving poverty as 200% above the federal poverty guideline as stated in the year that success is achieved.

CORE COMMUNITY SITE

Kiowa County
 Barton County
 Stafford County
 Stafford
 St. John
 Augusta
 Pawnee County
 Kingman County
 Herington
 Rawlins County
 Bond County
 Harper County
 Anthony
 Harper
 Meade County
 Emporia
 Marion County

SITE START DATE

April 2015
 September 2017

 September 2017
 October 2017
 November 2017
 November 2018
 April 2019
 October 2019
 November 2019
 April 2020

 June 2020
 March 2021
 November 2020
 April 2021
 May 2021

458 graduates and 18 non-grads have data. We have solid data on **91% overall**. 343 increased income, 54 decreased income, and 61 had no change.

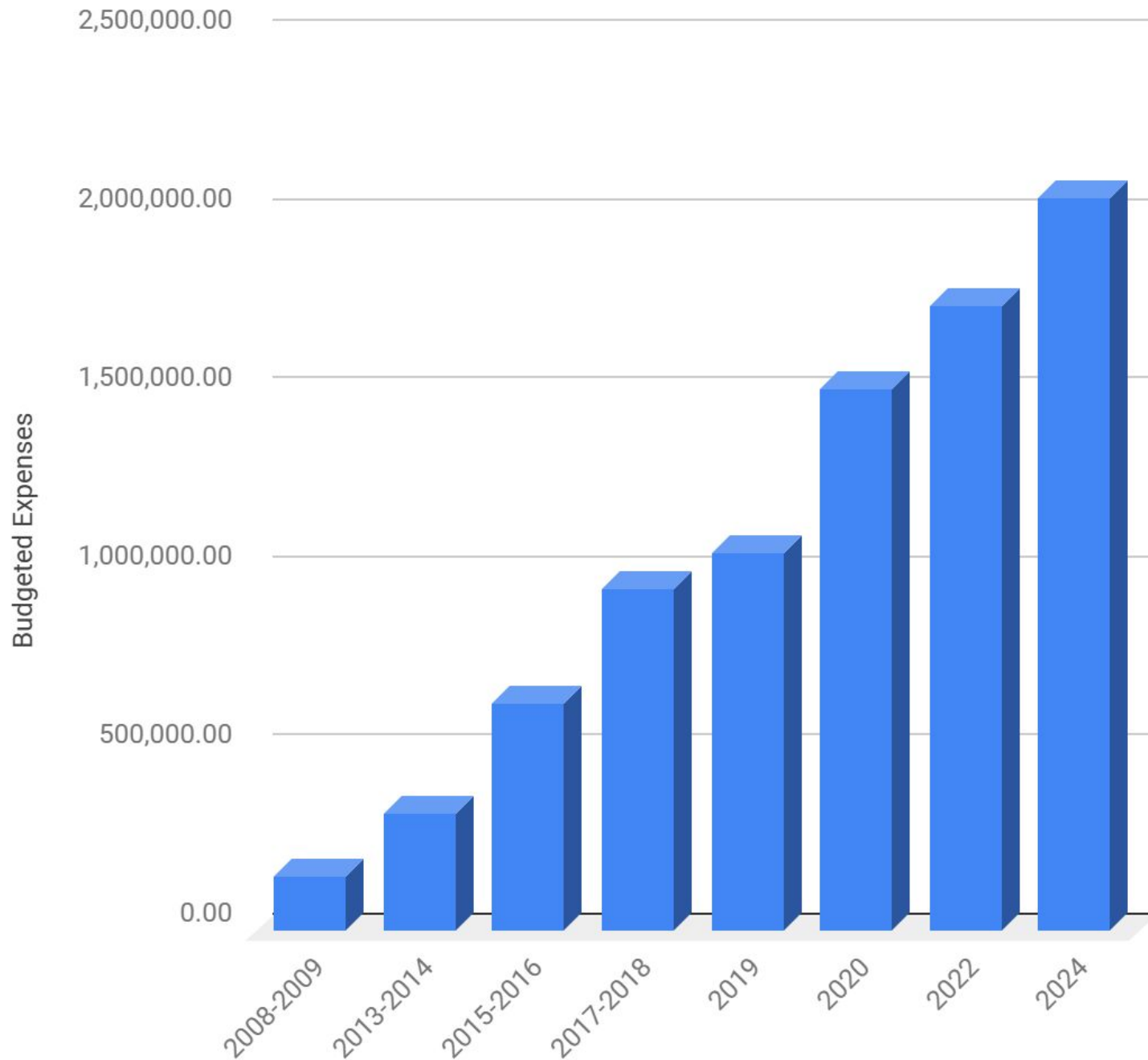
We estimate 79% of all participants have stabilized their lives.



Participants said the following happened in their lives because they were a part of Core Community.

Obtained Driver's License	67
Obtained State ID	44
Acquired Safe Housing	99
Bought a House	35
Tagged & Insured Personal Vehicle	124
Obtained Medical Insurance	88
Obtained a Primary Care Physician	93
Came Unemployed & Got a Job	109
Accepted a Promotion	41
Got GED	50
Completed a Training Program	31
Started College	40
Graduated College	16
Opened a Bank Account	94
Started Eating Healthy	89
Clean & Sober	52
Recovered Custody of Children	22

Historical Planned Budgeted Expenses





Our Conviction:

We know how to solve poverty therefore we must.

Our Dream:

To take Core Community into every county in the state of Kansas.

Growth Strategy

To date our Core Community growth has been **organic**.

To hit this state-wide vision we want to activate a **strategic growth model**. Our plan is to take a **regional approach** with a **relational marketing strategy**.

We are requesting **\$350,000** in funding to take Core Community state-wide.

Target

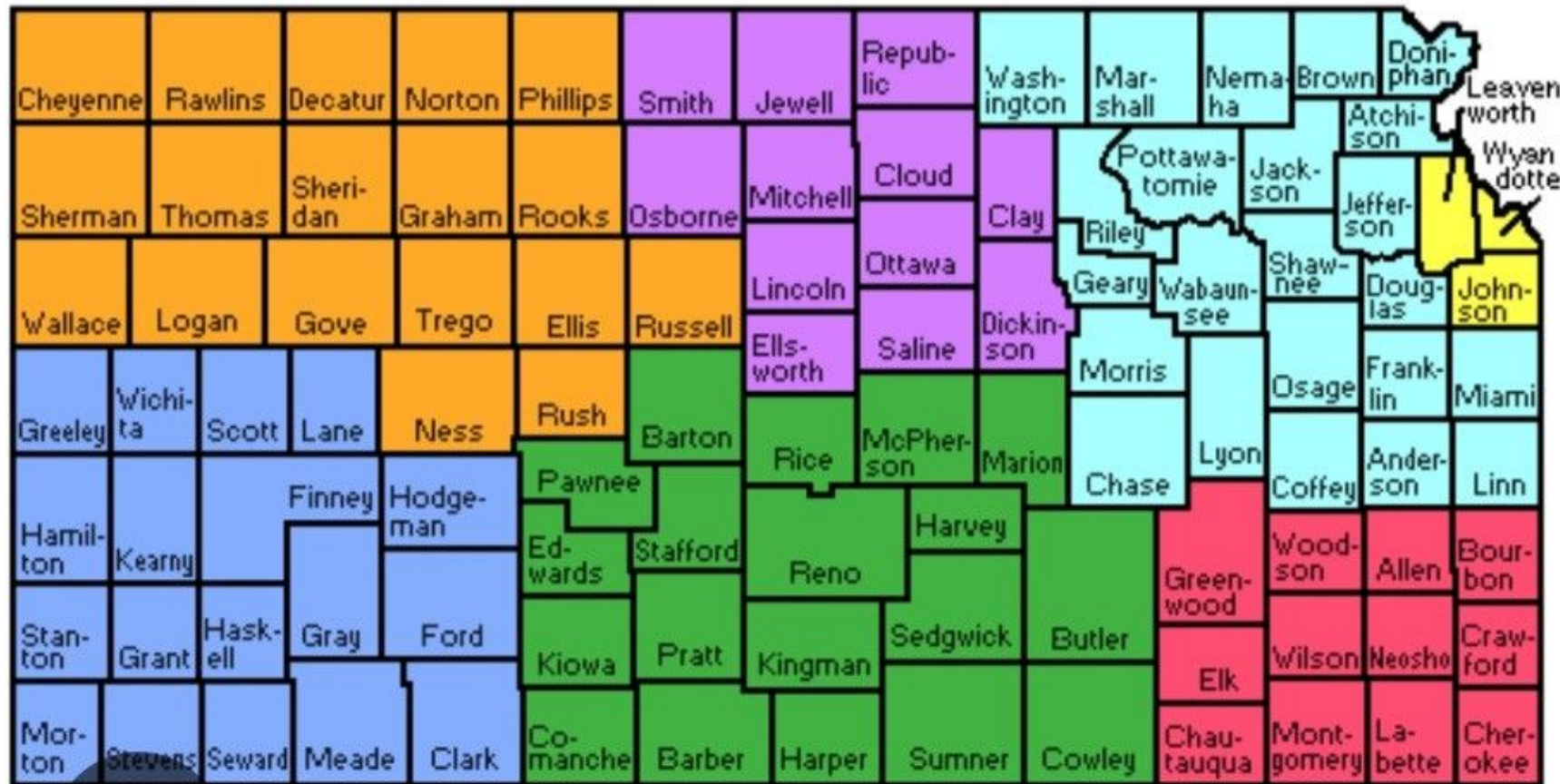
Our goal is to aggressively begin reaching out to communities in the **South Central Kansas region plus Hodgeman, Ford, and Clark** with the goal of launching 13 news sites.

Moving region to region until we have sites in all 105 counties. Our goal is to have this accomplished by 2033.

Northwest Region

North Central Region

Northeast Region



KC Metro Region

Southwest Region

South Central Region

Southeast Region



*Future Projection

Results of current sites plus SCK region

30 Active Sites

- 1208 graduates
- 1300 kids impacted

254
adults out
of poverty

230
children out
of poverty

484
TOTAL



Increased
Annual Combined
of Participants
\$11,460,528



Decreased Annual
Welfare Assistance
\$618,852

Future projections by December 2027

**Includes a few non-grad wins. Out of poverty is defined as 200% of poverty level as stated in the year of achievement.*

79% of graduate stabilize

71% increase income

20% out of poverty

Core Community in 105 Kansas Counties

105 Active Sites

- 7,383 graduates
- 8,000 kids impacted

1476
adults out
of poverty

619
children out
of poverty

2095
TOTAL



Increased
Annual Combined
Income by Participants*
\$68,957,220

Decreased Annual
Welfare Assistance
\$3,691,500

Future Projections by December of 2033

**Includes a few non-grad wins. Out of poverty is defined as 200% of poverty level as stated in the year of achievement.*

79% of graduate stabilize

71% increase income

20% out of poverty