



Alexandra Blasi
Executive Secretary

Lori Haskett
Assistant Director



What is K-TRACS?

Secure, 24/7 web-accessible database, that monitors Schedule II-IV controlled substance prescriptions, and drugs of concern dispensed in Kansas

Pharmacies are required to report outpatient prescriptions daily. (Exempt – hospitals for inpatient care, LTC, veterinarians, hospice)

K-TRACS data is privileged and confidential

- Pharmacists and Prescribers **MAY** access
- De-identified data available for statistical, research or educational purposes

PMP Advisory Committee composed of prescribers and pharmacists meets quarterly and has authority to review/refer providers and patients

Prescription Drug Monitoring Program

Pharmacies

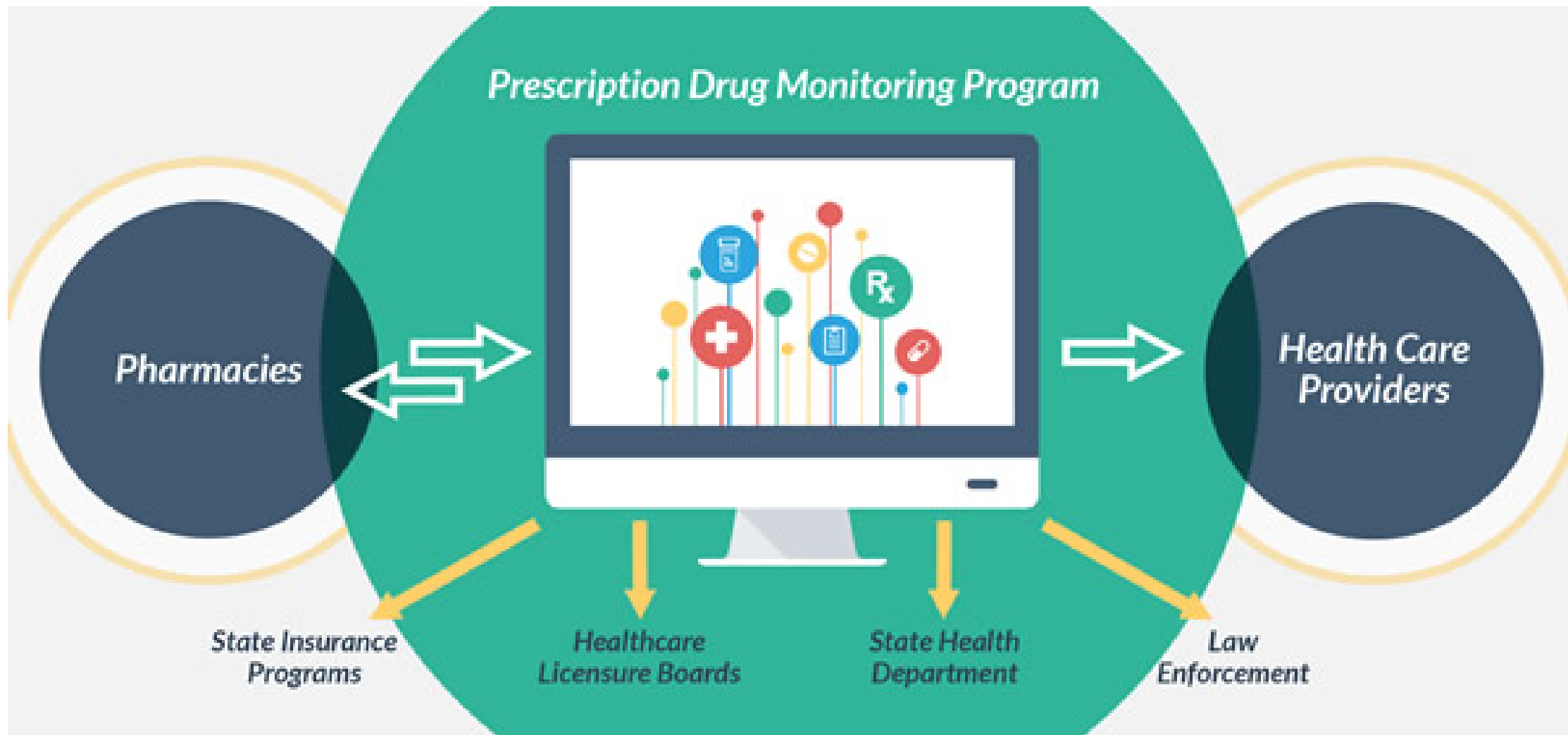
Health Care Providers

State Insurance Programs

Healthcare Licensure Boards

State Health Department

Law Enforcement





Interact

Prescribers and pharmacists may use a 24/7, web-accessible, secure database of controlled substance prescriptions for Kansas patients.

Inform

K-TRACS helps clinical decision-making by providing patient's controlled substance prescription history which results in better outcomes and can ultimately save lives.

Improve

Use of K-TRACS can improve patient care, safety, education, and outcomes through detection, prevention, and intervention while preserving access for patients with legitimate medical needs.

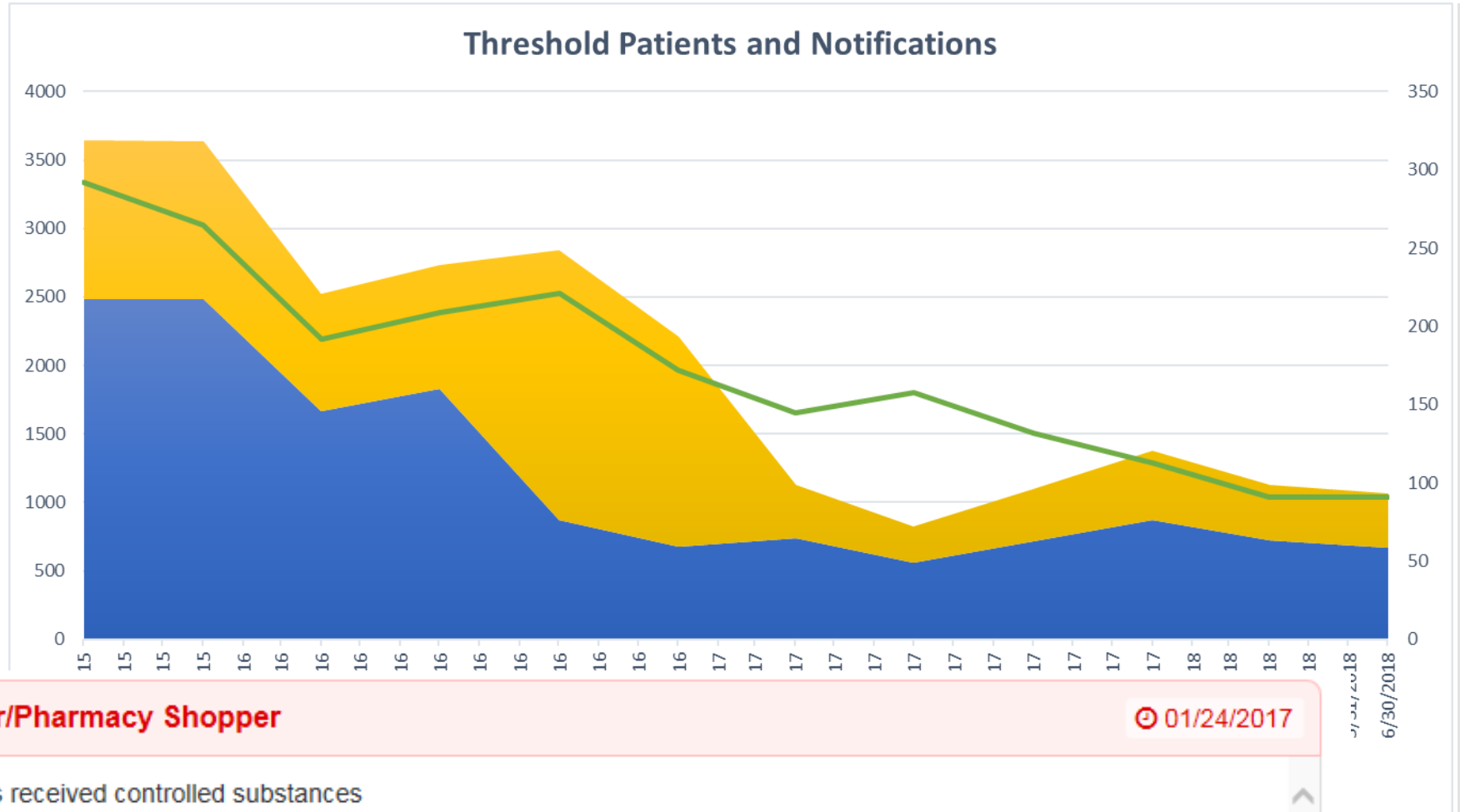
Advisory Committee

- Prescribers, Pharmacists, and Law Enforcement
- Provide guidance for program development and direction
- Authorized to:
 - review and analyze data for purposes of identifying patterns and activity of concern
 - notify the prescribers and dispensers who prescribed or dispensed the prescriptions
 - notify law enforcement or appropriate regulatory board(s) for additional investigation
- Provide education to healthcare professionals, law enforcement, and the public



70%

**decrease in
"doctor shoppers"**



▼ **⚠ Suspected Prescriber/Pharmacy Shopper**

🕒 01/24/2017

Please note that this person has received controlled substances prescriptions written by **13** prescribers and had them filled at **11** pharmacies during the past **3** months. This equals or exceeds the threshold of **5** prescribers and **5** pharmacies and while there may be a valid reason for this, it also may be indicative of the practice of prescriber and pharmacy shopping.

PATIENT'S COUNTS
 Prescribers: 13
 Pharmacies: 11
 Time Frame: 3 Months

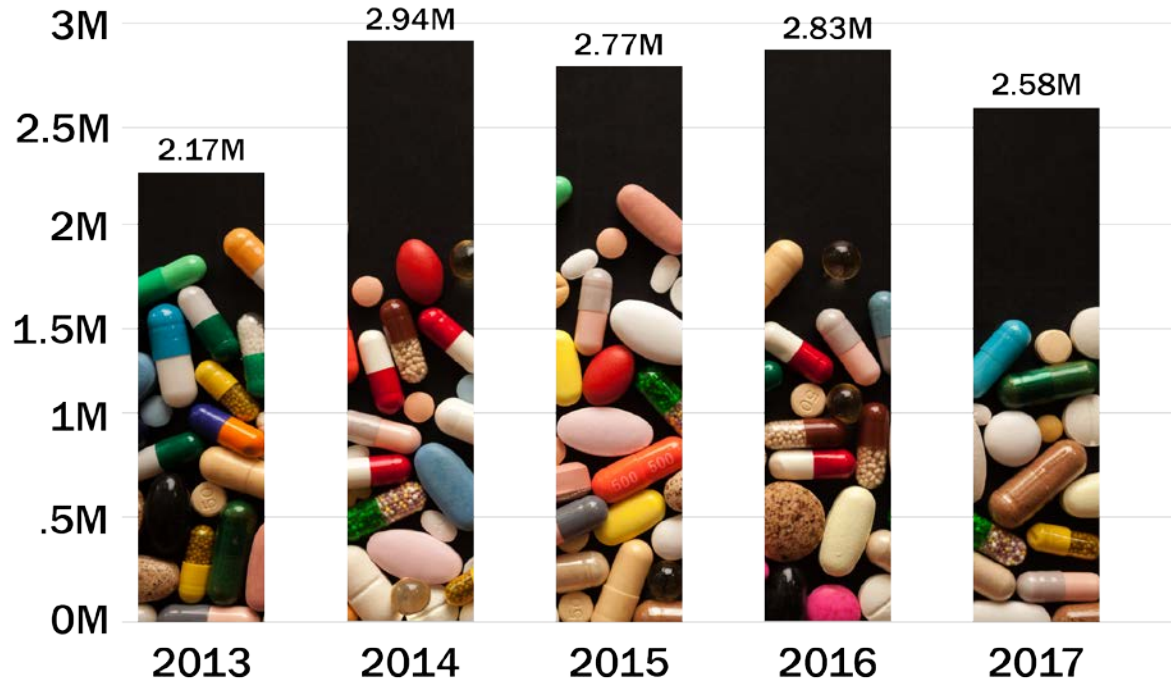
ALERT THRESHOLDS
 Prescribers: 5
 Pharmacies: 5

01/24/2017
6/30/2018



Why do we need it?

Over 38% of Kansans filled at least one controlled substance prescription in the last year

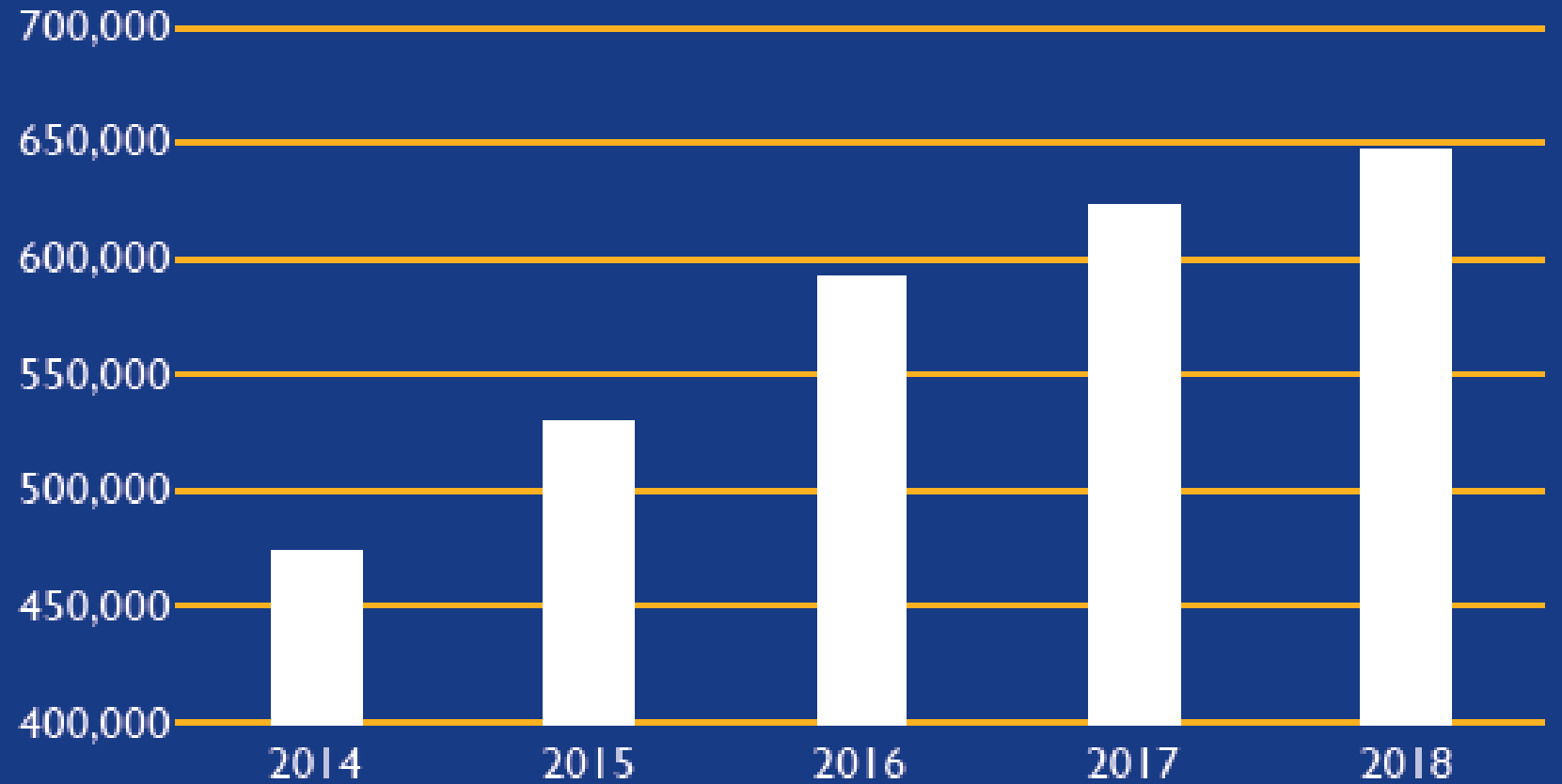


Total Controlled Substance Prescriptions in Kansas



Why do we need it?

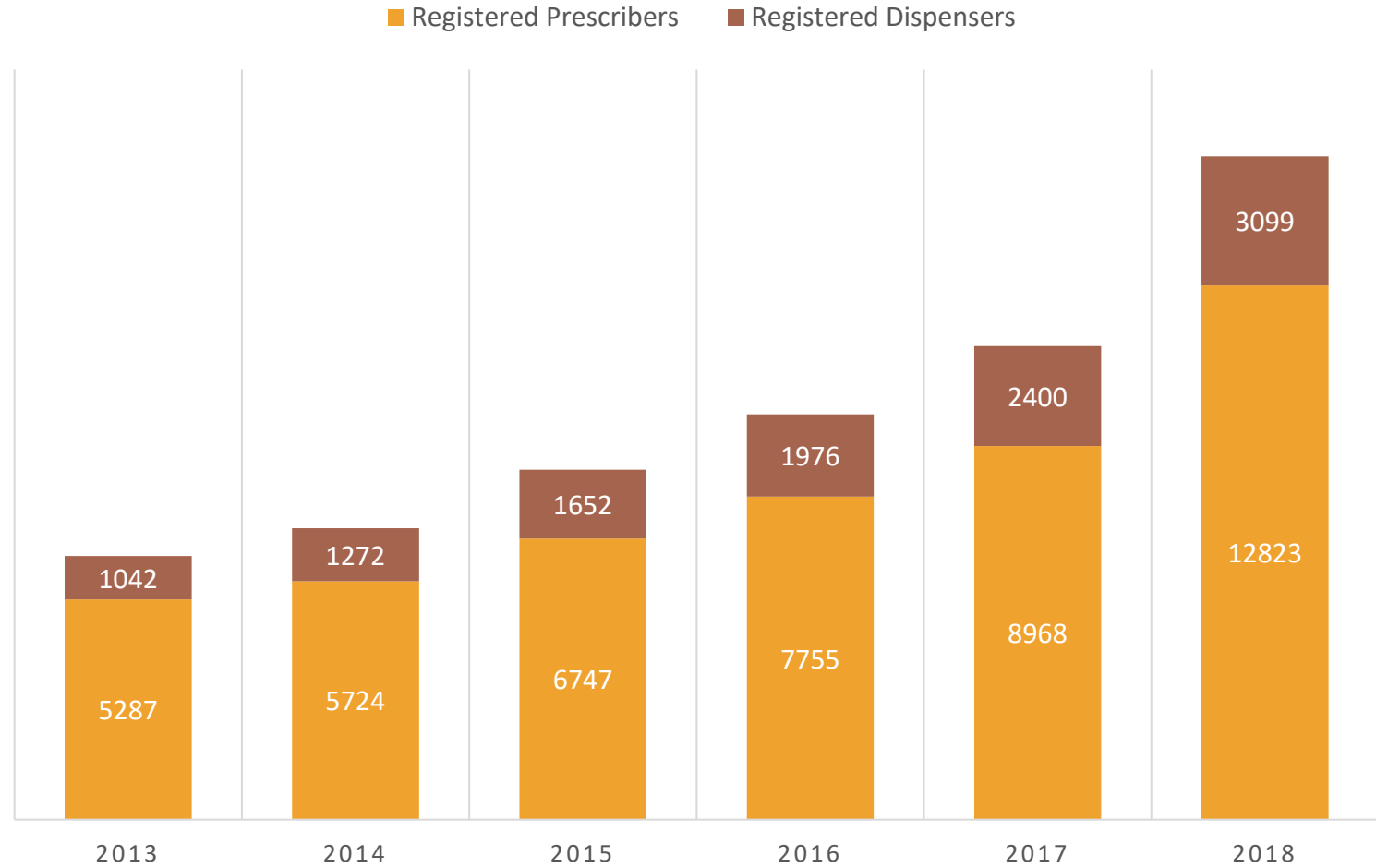
Stimulant Prescriptions for Kansas Patients





Who Uses It?

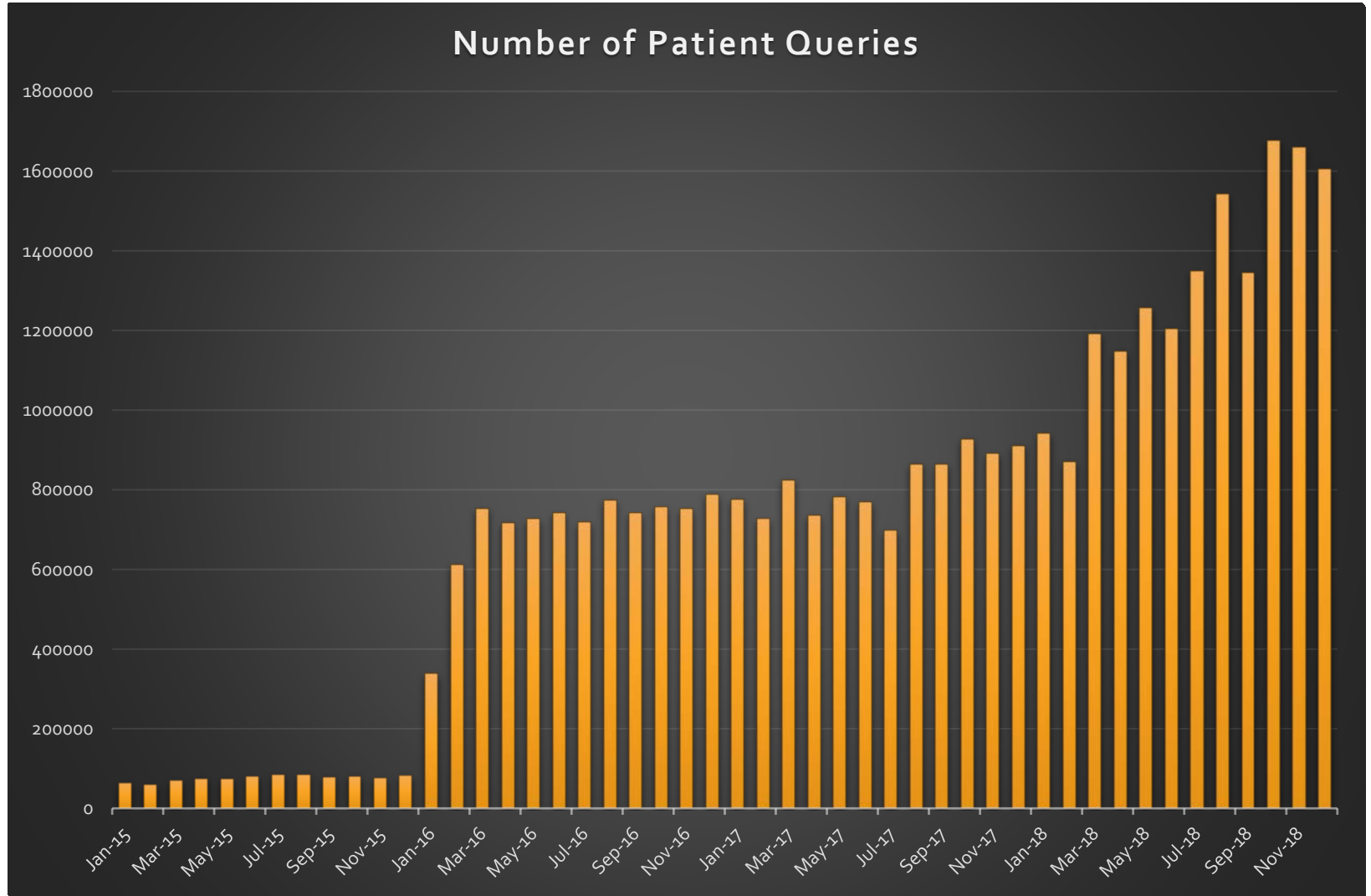
REGISTERED K-TRACS USERS



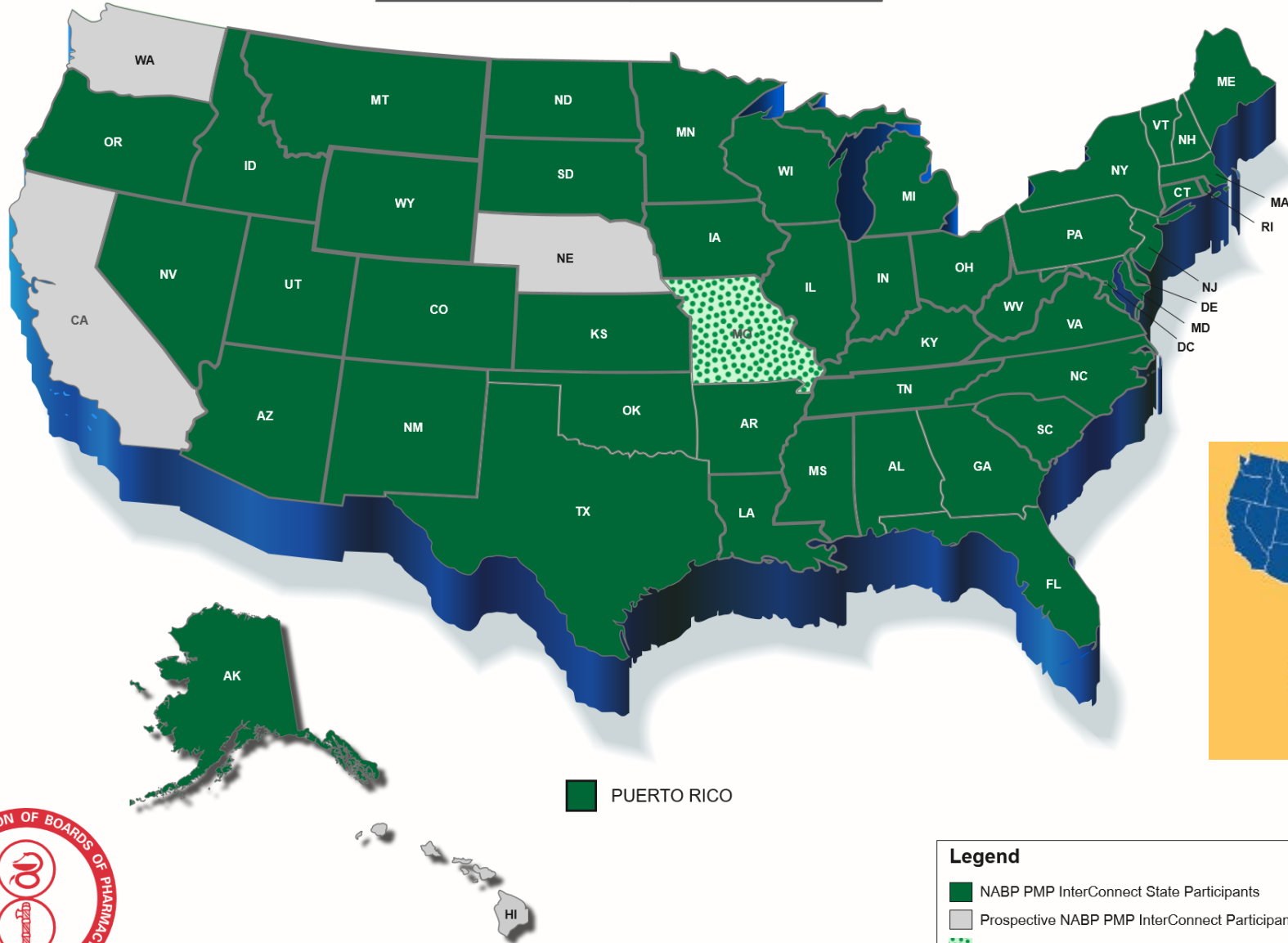
72% of the controlled substances dispensed in Kansas are prescribed by K-TRACS registrants



Patient Queries



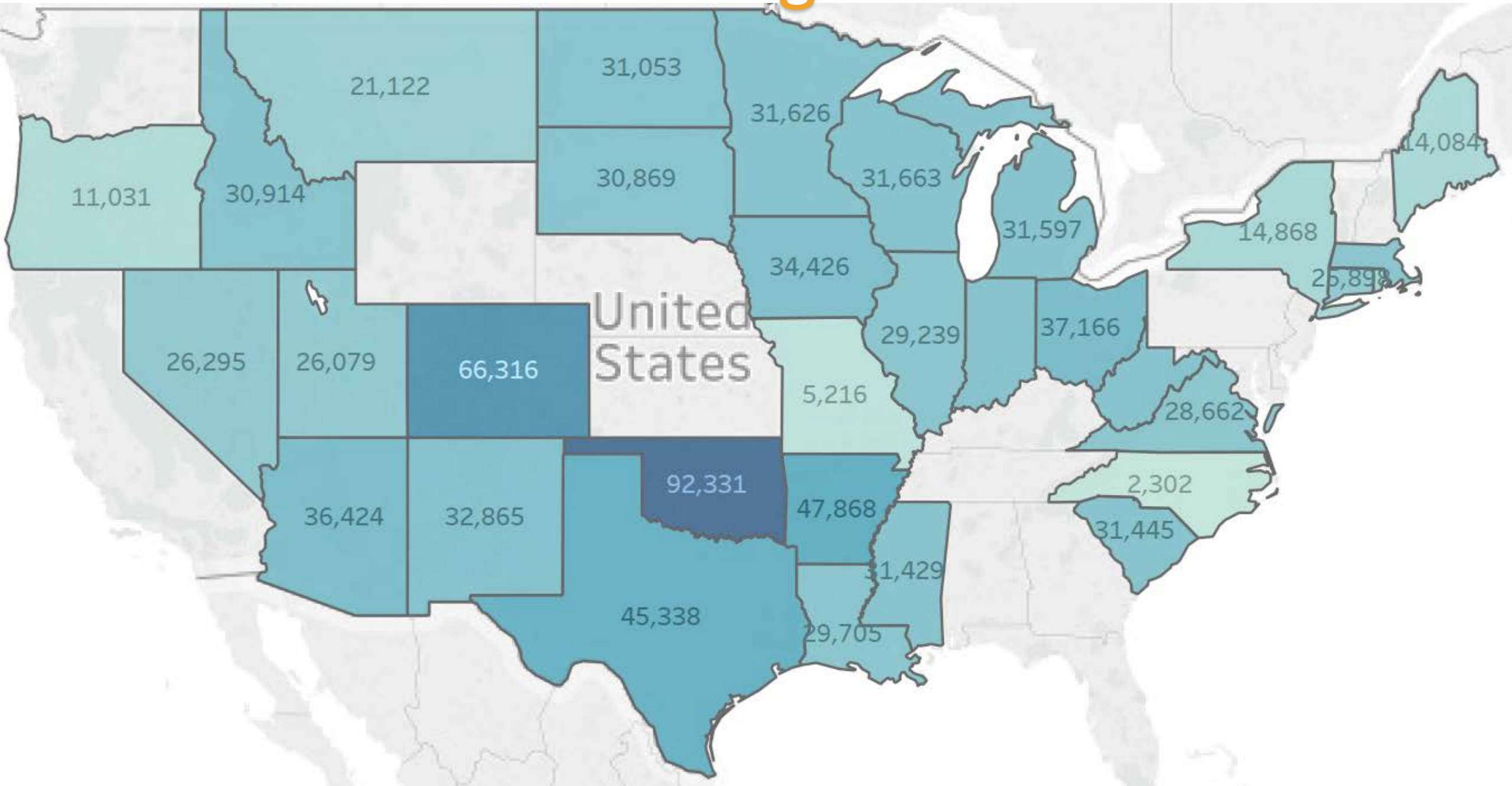
PMP INTERCONNECT®



31
states connected
with Kansas



2018 Data Sharing with 31 States



INTEGR8



Statewide Integration



- Kansas prescribers and pharmacists may access K-TRACS data directly through their electronic health records system
 - Improve access, patient support and engagement, and care coordination
 - Reduce barriers
 - Increase utilization of K-TRACS – 7 fold increase in queries
- State covers all PDMP Gateway® connection costs for each Kansas healthcare entity approved for integration
- YTD
 - 33 hospitals
 - 130 pharmacies
 - 11 physician offices





Statewide Integration



Most common and important problems to address.



Username and password error



Lack of time to use the PDMP



Interruption to workflow



Lost revenues



Lost of clinical time



Interoperability/Integration as a solution to increase use of KTRACS (PDMP).



Automate sign-on to the PDMP



Automate query of patient



Provide access within the electronic clinical workflow



Provide quality improvement reimbursement.



Shift the time to query the PDMP to clinical work time





NARxCARE





Quarterly report sent to prescribers regarding their prescribing history and behavior.

2,800+ per quarter

PER_x Prescriber E-Recap

- How many patients you have prescribed opioids to as well as a comparison to those within your specialty.
- Morphine Milligram Equivalent (MME) information is broken out so you can readily see where your opioid prescribing falls within multiple
- MME ranges.
- Opioid treatment duration, which shows the percentage of patients who have been prescribed opioids for fewer than 7 days, 7 to 28 days, 29 to 90 days, or more than 90 days.
- K-TRACS usage, which shows exactly how much you and your delegate(s) are using the PDMP.
- Multiple Provider Episodes (MPE) provide a look at the number of your patients who have met or exceeded the K-TRACS threshold of 5/5/90 – five prescribers and five pharmacies within 90 days.
- Dangerous Combination Therapy provides you with details of your patient's combination therapies that may increase a patient's risk for overdose.

Harold Rogers Grant

<http://pharmacy.ks.gov/k-tracs/perx>



DATE: 5/30/2017

DATE COVERED BY THIS REPORT: 10/01/2016 - 03/31/2017

NAME: Carl Flansbaum

DEA#: MP2994425


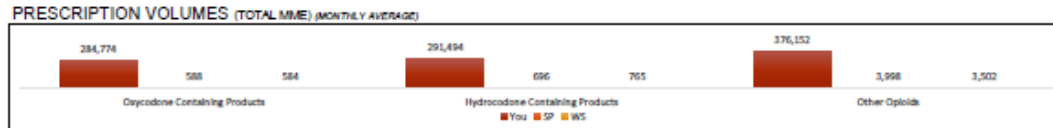
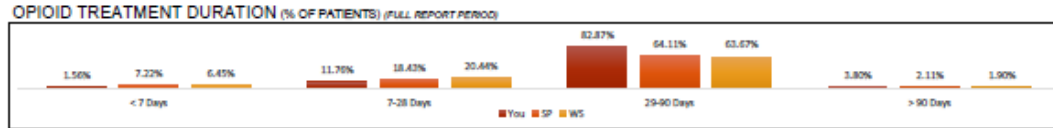
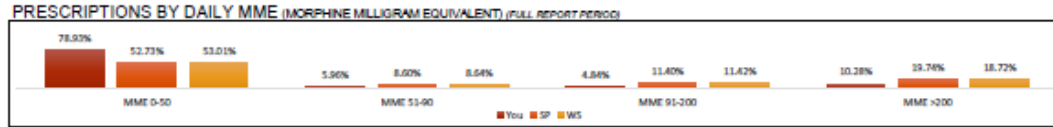
ROLE: Nurse Practitioner / Clinical Nurse Specialist

SPECIALTY: Specialist/Technologist, Health Information

MEMBER NUMBERS IN YOUR PEER GROUPS: SIMILAR PRESCRIBER (SP): 81 WITHIN YOUR SPECIALTY (WS): 98

NUMBER OF PERSONS FOR WHICH YOU PRESCRIBED OPIOIDS (MONTHLY AVERAGE)			NUMBER OF PRESCRIPTIONS YOU WROTE FOR OPIOIDS (MONTHLY AVERAGE)		
88	7	7	638	13	14
You	Similar Prescriber (SP)	Within your Specialty (WS)	You	Similar Prescriber (SP)	Within your Specialty (WS)

TOP MEDICATIONS PRESCRIBED (FULL REPORT PERIOD)		
DEXTROAMPHETAMINE SULF-SACCHARATE/AMPHETAMINE SULF-ASPARTATE	HYDROCODONE BITARTRATE/ACETAMINOPHEN	ACETAMINOPHEN WITH CODEINE PHOSPHATE



PDMP USAGE (MONTHLY AVERAGE)

PDMP REQUESTS BY YOU	PDMP REQUESTS BY YOUR DELEGATE(S)	SIMILAR PRESCRIBER AVERAGE	SPECIALTY FIELD AVERAGE
5	0	4	3

PATIENTS EXCEEDING MULTIPLE PROVIDER THRESHOLDS (FULL REPORT PERIOD)

PATIENTS EXCEEDING MULTIPLE PRESCRIBER THRESHOLD	PATIENTS EXCEEDING MULTIPLE PHARMACY THRESHOLD
25	15

DANGEROUS COMBINATION THERAPY

PRESCRIPTIONS FOR OPIOID + BENZO IN SAME MONTH		PRESCRIPTIONS FOR OPIOID + BENZO + CARISOPRODOL IN SAME MONTH	
25	35	15	20
BY YOU	BY YOU + OTHER PRESCRIBERS	BY YOU	BY YOU + OTHER PRESCRIBERS




Funding Request

- FY 2020 \$1.21 million
- FY 2021 \$1.26 million

- K-TRACS Software (77%)
 - Main System
 - INTEGRx8
 - NARxCARE
 - PERx

- Salaries and Wages (21%)
 - Assistant Director
 - Program Manager
 - Epidemiologist



K-TRACS Transfers from Fee Funds

	# of Licensees	FY17actual	FY18actual	FY19approp	Total
BOHA	11,788		\$ 83,945.64	\$ 109,500.00	\$ 193,445.64
Nursing	5,301		\$ 30,704.52	\$ 37,000.00	\$ 67,704.52
Dental	2,032		\$ 13,442.32	\$ 18,000.00	\$ 31,442.32
Optom	695		\$ 4,694.15	\$ 6,500.00	\$ 11,194.15
Pharmacy	6,527	\$ 208,431.00	\$ 39,120.38	\$ 51,000.00	\$ 298,551.38
	26,343	\$ 208,431.00	\$ 171,907.00	\$ 222,000.00	\$ 602,338.00

Past Financial Support from Surplus Fee Funds



Questions?

Kansas Board of Pharmacy

pmpadmin@ks.gov

785-296-6547